

ACHARYA N.G. RANGA AGRICULTURAL UNIVERSITY

ADMINISTRATIVE OFFICE: LAM : GUNTUR 522 034, ANDHRA PRADESH

55th ANNUAL CONVOCATION

NOTIFICATION

Reference. No. 021689/Exams/2022

Dated: 10 -01-2023

The 55th Annual Convocation of Acharya N.G. Ranga Agricultural University for conferring degrees is proposed to be held in the Last Week of March, 2023. **The venue and exact date / time of the Convocation will be notified later.** All the UG (Both constituent and affiliated agricultural colleges) PG and PhD candidates who have qualified themselves for the award of degrees during the periods from **01-04-2021 to 31-03-2022** are only eligible for admission into this convocation. The duly filled in application along with **enclosures and Online payment receipt (detailed in University website: angrau.ac.in) (or)** through Demand Draft drawn in any nationalized bank in favour of **“COMPTROLLER, ANGRAU”** payable at Guntur should reach **the Registrar, Acharya N.G. Ranga Agricultural University, Administrative Office, Lam, Guntur-522034, A.P. on or before 03-02-2023.**

**G. RAMA RAO
REGISTRAR**

GAZETTE NOTIFICATION
ACHARYA N.G. RANGA AGRICULTURAL UNIVERSITY
55th ANNUAL CONVOCATION
NOTIFICATION

The 55th Annual Convocation of Acharya N.G. Ranga Agricultural University for conferring degrees is proposed to be held in last week of March, 2023. **The venue and exact date / time of the Convocation will be notified later.** All the U.G. (Both constituent and affiliated colleges), P.G. and Ph.D candidates who have qualified themselves for the award of degrees and obtained Provisional Degree Certificates from ANGRAU during the period from **01-04-2021 to 31-03-2022** are only eligible for admission into this convocation. Such of those candidates who have qualified themselves for the award of the degrees prior to **28th January, 1979** but did not obtain their degrees so far, may also submit their applications for admission to this convocation duly paying the penalty fee of Rs.2000/- in addition to degree certificate fee of Rs.2100/- to become eligible to take their degree "In-Absentia" only.

Applications for admission to the degree should be made in the prescribed form and sent together with the receipt of the prescribed fee so as to reach the Registrar, Acharya N.G. Ranga Agricultural University, Administrative Office, Lam, Guntur-522034, A.P. not later than **10-02-2023**. Application forms for the purpose can be downloaded from the University Website: www.angrau.ac.in.

There are separate application forms for the award of degree '**In-person or In-absentia**'. Therefore while applying for the form, candidates should specify the degree for which they intend to apply and state whether they intend to take the degree '**In-person**' or '**In-absentia**' by paying an amount of **Rs.2000/-** and **Rs.2100/-** respectively through payment Gateway which is available in University website <https://angrau.ac.in> (method of payment is detailed in Annexure) (or) **through Demand Draft drawn in any Nationalized Bank in favour of "COMPTROLLER, ANGRAU" payable at Guntur.** Candidates seeking their degrees 'In-person' should be present invariably at the convocation to receive them.

Applications neither submitted in the prescribed forms nor sent without the required amount of the prescribed fee and also not found correct in all respects, (or) not received on or before due date, will summarily be rejected. As a safeguard against possible postal delays, candidates are advised to submit their applications sufficiently well in advance of the due date. Enquires from candidates as to the receipt of their applications to the University Offices will not receive any attention.

Candidates are required to send their applications by REGISTERED POST WITH ACKNOWLEDGEMENT DUE to "**The Registrar, ANGRAU, Administrative Office, Lam, Guntur-522034, A.P.**" so as to ensure that their applications have safely reached this office. Along with filled-in applications both UG & PG candidates who wish to take their degree either In-person or In-absentia should also enclose two of their latest passport size photos duly indicating their Name and I.D.No. on the reverse, for affixing them on their degree certificates.

: 2:

Admission cards for admission to the convocation will be dispatched about seven days in advance to the address furnished in the applications. Candidates are requested to mention clearly in the application forms the address to which their admission cards should be sent. Candidates who do not receive the admission cards upto three days before the convocation date or who find their names on the admission cards differing from those given in their applications are advised to communicate the fact immediately to the Registrar and be present at the University Office two days before the date of convocation in order to receive duplicate admission card or to get their names on the admission cards corrected. No candidate will be admitted to the Convocation Hall without valid admission card.

Candidates must be present in the Convocation Hall at least two hours before the time fixed.

DRESS: Every candidate who attends the convocation should be properly dressed.

NOTE : Women candidates to wear their normal dress.

ROBES: All candidates including women candidates should wear a robe with the specific colour for each faculty i.e. Green for Agriculture, Blue for Agricultural Engineering, Brown for Food Technology and Saffron for Home Science. In case of P.G. degree candidates, there will be double border, and in the case of Ph.D degree candidates there will be triple borders. The University will make arrangements for the supply of scarf on hire basis.

**G. RAMARAO
REGISTRAR**

Administrative Office
Lam, Guntur-522034

Dated: 10-01-2023

ACHARYA N.G. RANGA AGRICULTURAL UNIVERSITY

ADMINISTRATIVE OFFICE: LAM : GUNTUR 522 034, ANDHRA PRADESH

CONVOCATION APPLICATION FORM FOR RECEIVING DEGREE CERTIFICATE

IN – PERSON

Application duly filled in should reach

The Registrar
Administrative Office
Acharya N.G. Ranga Agricultural University
Lam, Guntur – 522 034, Andhra Pradesh

Affix Passport size
Photo here

(Attested by the
Associate Dean of
the College /
Gazetted Officer

1. Name of the Candidate :
(in block letters)
2. a) Father's Name :
b) Mother's Name :
c) Mobile No. :
d) E-mail I.D. :
3. Mention the a) I.D. No. :
b) Degree Completed :
c) Month & Year of completion :
d) Name of the College :
4. Online Payment receipt/DD No. & Date :
5. Permanent Address : _____

- Pin code _____

Signature of the candidate

- Encls:** a) **Online Payment receipt** or **Demand Draft** for **Rs.2000/-** towards Convocation fee should be enclosed.
b) Xerox copy of Provisional Degree Certificate should be enclosed.
c) Latest pass port size photos (2 Nos.) duly indicating his / her name and I.D. No. on the reverse, for affixing the photos on his / her Degree Certificate.

(FOR USE IN THE ADMINISTRATIVE OFFICE OF THE ANGRAU)

The candidate has completed the graduation requirements for the award of _____ Degree in _____ and he / she has been admitted to the **55th Annual Convocation** to be held on _____ and he / she will receive his / her Degree Certificate "**IN-PERSON**" at the aforesaid Convocation.

SENIOR ASSISTANT

SUPERINTENDENT

ASST. CONTROLLER OF EXAMINATIONS

ACHARYA N.G. RANGA AGRICULTURAL UNIVERSITY

ADMINISTRATIVE OFFICE: LAM : GUNTUR 522 034, ANDHRA PRADESH

CONVOCATION APPLICATION FORM FOR RECEIVING DEGREE CERTIFICATE

IN – ABSENTIA

Application duly filled in should reach

The Registrar
Administrative Office
Acharya N.G. Ranga Agricultural University
Lam, Guntur – 522 034, Andhra Pradesh

Affix Passport size
Photo here

(Attested by the
Associate Dean of
the College /
Gazetted Officer

1. Name of the Candidate :
(in block letters)
2. a) Father's Name :
b) Mother's Name :
c) Mobile No. :
d) E-mail I.D. :
3. Mention the a) I.D. No. :
b) Degree Completed :
c) Month & Year of completion :
d) Name of the College :
4. Online Payment receipt/DD No. & Date :
5. Permanent Address :

Pin code _____

Signature of the candidate

- Encls:** a) **Online Payment receipt or Demand Draft for Rs.2100/-** towards Convocation fee should be enclosed.
b) Xerox copy of Provisional Degree Certificate should be enclosed.
c) Latest pass port size photos (2 Nos.) duly indicating his / her name and I.D. No. on the reverse, for affixing the photos on his / her Degree Certificate.

(FOR USE IN THE ADMINISTRATIVE OFFICE OF THE ANGRAU)

The candidate has completed the graduation requirements for the award of _____ Degree in _____ and he / she has been admitted to the **55th Annual Convocation** to be held on _____ and he / she will receive his / her Degree Certificate "**IN-ABSENTIA**" at the aforesaid Convocation.

SENIOR ASSISTANT

SUPERINTENDENT

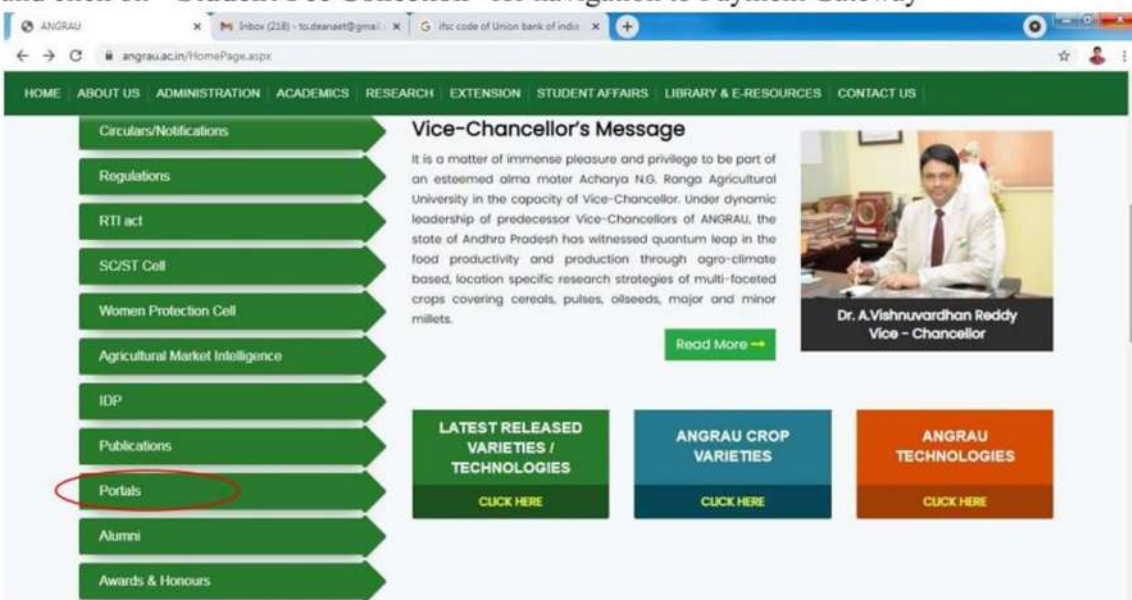
ASST.CONTROLLER OF EXAMINATIONS

ANNEXURE

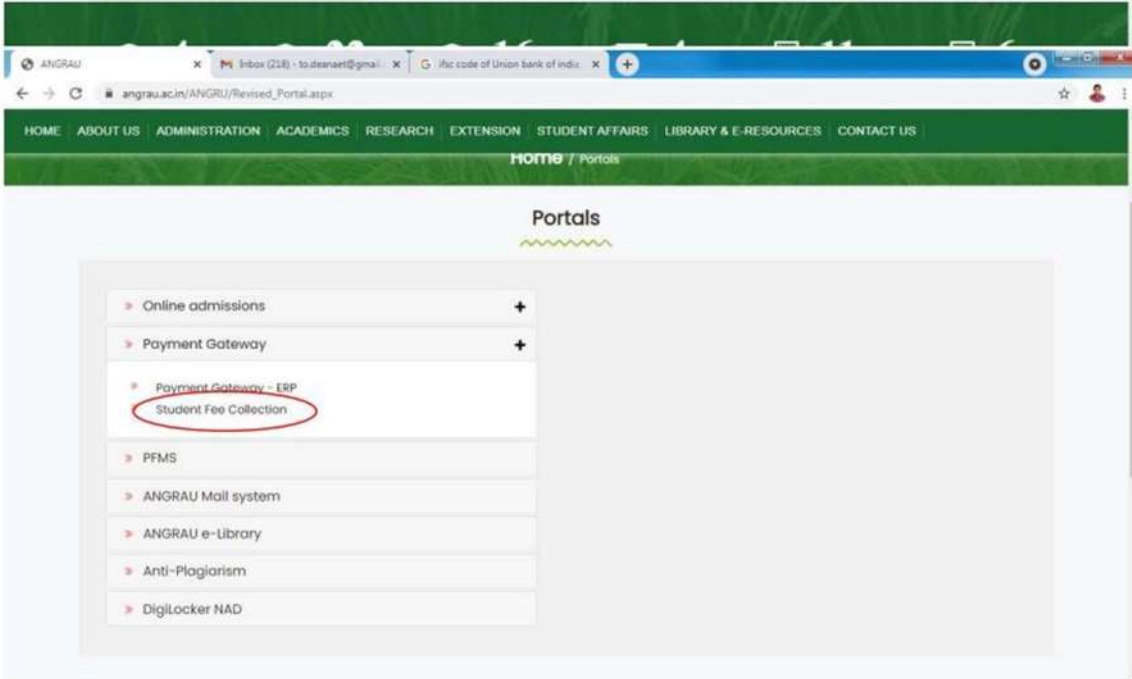
Instructions for the use of Payment Gateway services

For Students

1. Open any browser and type URL <https://angrau.ac.in> and press enter for navigation
2. In the Home page of ANGRAU, at the left hand side, look at the “Portals” Window and click on “Student Fee Collection” for navigation to Payment Gateway

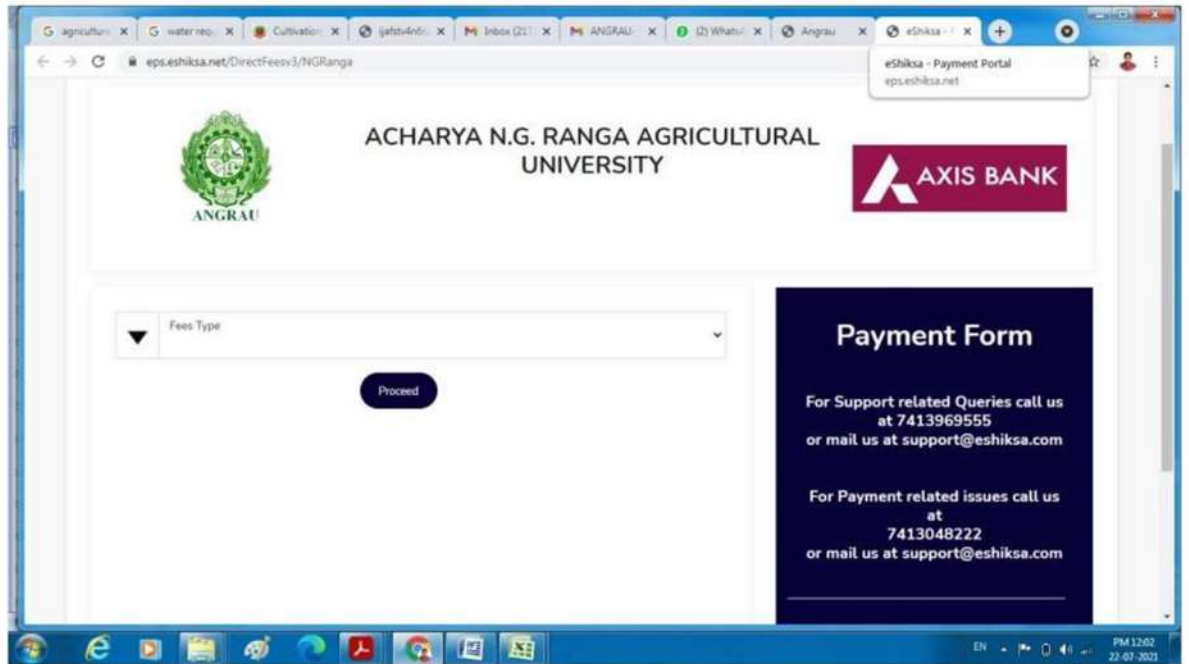


The screenshot shows the ANGRAU website home page. The left-hand navigation menu is visible, with the 'Portals' option circled in red. The main content area features a 'Vice-Chancellor's Message' section with a photo of Dr. A. Vishnuvardhan Reddy, Vice-Chancellor. Below this are three buttons: 'LATEST RELEASED VARIETIES / TECHNOLOGIES', 'ANGRAU CROP VARIETIES', and 'ANGRAU TECHNOLOGIES', each with a 'CLICK HERE' link.

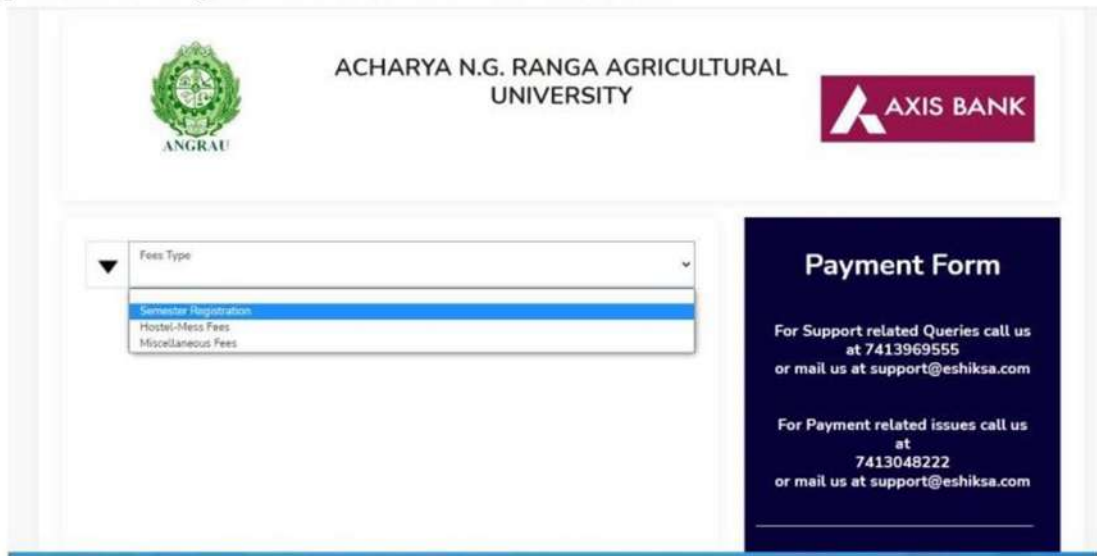


The second screenshot shows the 'Portals' page. The 'Payment Gateway - ERP Student Fee Collection' option is circled in red. Other options listed include Online admissions, PFMS, ANGRAU Mail system, ANGRAU e-Library, Anti-Plagiarism, and DigLocker NAD.

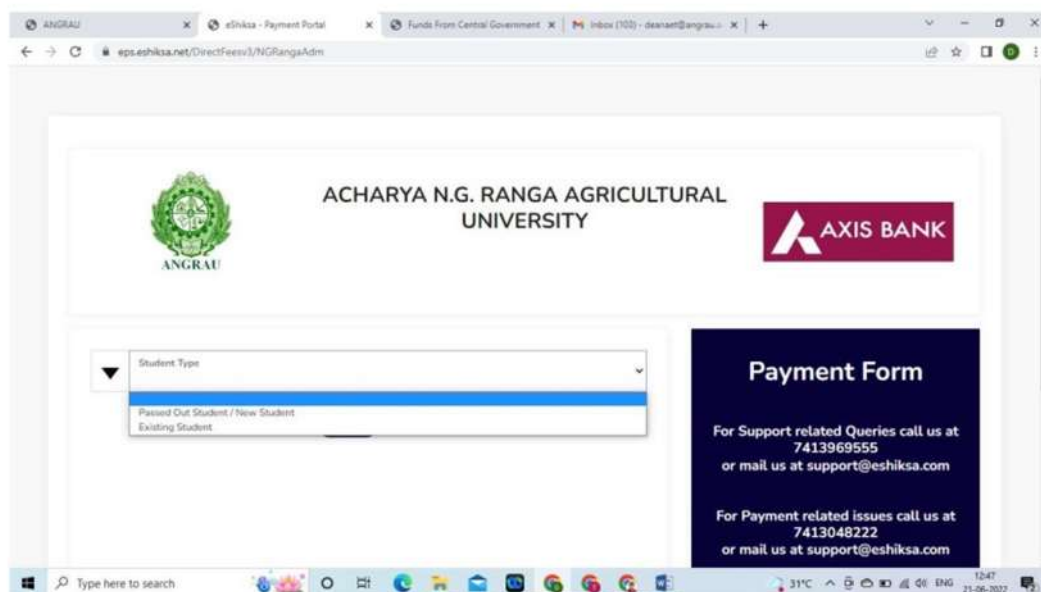
3. On navigation, a new window is opened a shown below:



Select “ Fee Type” as **Miscellaneous fee**” from drop-down menu and click on proceed to navigate. Next screen shall look as below:



Select “**Student Type**” as Passed out student /New Student, then click “**Proceed**”



4. The student is required for select the following information from the dropdown menu:
- College/ Polytechnic status:** Constituent/ Affiliated (select your college whether it is constituent or affiliated)
 - College/Polytechnic:** Select your college name from the dropdown menu
 - Course:** Select name of the course from the dropdown menu B.Tech (Ag Engg) /B.Tech (Food Technology)/B.Sc. (Hons) Community Science/B.Sc. (Hons.) Agri/PG/Ph.D courses
 - Batch :** Select your year of study as 2016-17, 2017-18 etc.,
 - ID No:** Type your ID No.
 - Name:** Type your name
 - Year of study:** Retrieved from the database
 - Semester:** Retrieved from the database
 - Status:** Select your status among the dropdown menu as Residential/Day scholar
 - Payment Category:** Select payment category from the dropdown menu as Miscellaneous fees
 - Fee heads will be displayed and scroll down to select ;**
 - Convocation fee in Person / Convocation fee in-absentia**
 - Total amount to be paid is displayed and proceed further to pay**
 - Sample filled format is shown below:**

ACHARYA N.G. RANGA AGRICULTURAL UNIVERSITY

AXIS BANK

College/Polytechnic Status
Constituent

College/Polytechnic
Dr. NTR College of Agricultural Engineering, Basarla (B.Tech)

Course
B.Tech Ag. Engg

Batch
2017-18

Id No
BE/2017-02

Name
Avinash

Payment Form

For Support related Queries call us at 7413969555 or mail us at support@eshiksha.com

For Payment related issues call us at 7413048222 or mail us at support@eshiksha.com

Please note that, eshf_62b17137dce931655796023 is your transaction id for new payment.

Batch
2017-18

Id No
BE/2017-02

Name
Avinash

Semester
1

Payment Category
Miscellaneous Fees

Fees Head
Convocation fee In person

Amount
1700

Payment Form

For Support related Queries call us at 7413969555 or mail us at support@eshiksha.com

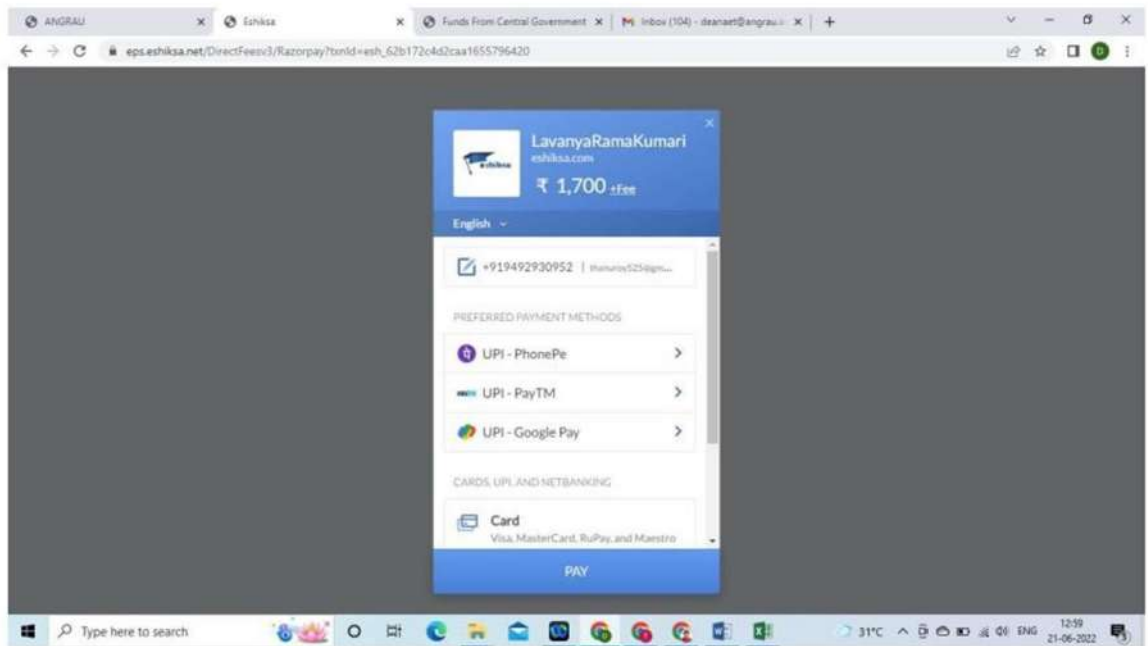
For Payment related issues call us at 7413048222 or mail us at support@eshiksha.com

Please note that, eshf_62b17137dce931655796023 is your transaction id for new payment.

Verify your previous transaction here

Proceed

5. The student is required to select **“Proceed”** at the bottom to make payment
6. On navigation, another window is opened, wherein student is required select mode of payment viz., Card/UPIQR/ Net banking/ Wallet/EMI via Credit/ Debit Cards.



7. On successful payment, a payment receipt is generated. Printout of the payment receipt shall be enclosed as a proof of payment for registration fee.
8. Before making payment, please make note of transaction Id shown below in case of enquiry regarding failed transactions.

